


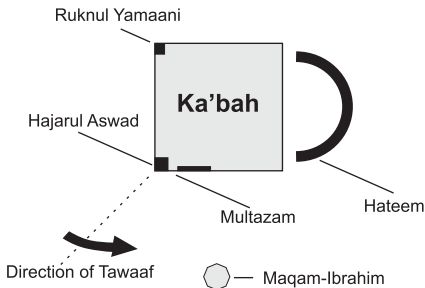
Hajj Mabroor

How To Spiritually Enhance Your Hajj

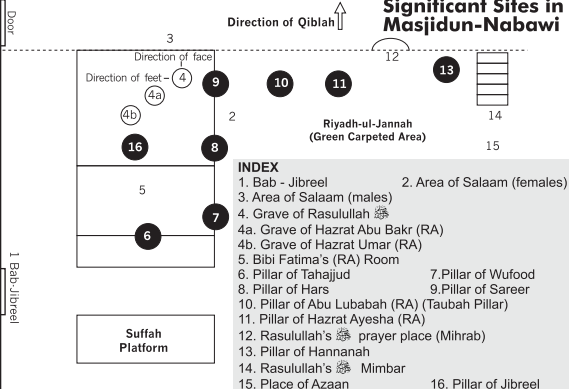


Mufti Zubair Bayat

Diagram Of Ka'bah



Significant Sites in Masjidun-Nabawi



Hajj Mabroor

by
Mufti Zubair Bayat

Part 1 Enhancing The Quality Of Your Hajj, Umrah And Ziyarah	4
Part 2 The importance of Khidmah and Ikraam of Hajeess	22
Part 3 Method of Hajj & Umrah	25
Part 4 Method of Ziyarah	43

Published by:

Darul Ihsan Islamic Services Centre

PO Box 76474, Marble Ray 4035, South Africa

Email: disc@darulihسان.com

Website: www.darulihسان.com

Printed by: Iqra Printers, Stanger

First Edition	1996
First Edition - 2nd Impression	1999
Second Revised Edition	2003
Second Edition - 2nd Impression	2004
Third Revised Edition	2006
Third Edition - 3rd Impression	2008
Third Edition - 4th Impression	2010

1. Open permission is granted for reprinting of this booklet provided it is not for gain and without any alterations rendered. The publishers will appreciate copies for their own records.

2. Study this booklet at least **thrice**. Also share the good advices herein with fellow Hajeess.

3. A humble appeal is directed to readers to offer suggestions, corrections, etc. to improve the quality of this publication in the future. May Allah reward you for this.

4. The author, sponsors and typesetter humbly request your duas for them, their parents, families, Mashaikh and Asatizah in the Haramain Sharifain. Also do convey their Salams to the beloved Master, Nabi Muhammad (Sallallahu-Alayhi-Wasallam) - May Allah reward you abundantly for these two favours and make Mabroor your Hajj/Umrah and Ziyarah. Aameen.

INTRODUCTION

This booklet comprises of 4 parts explaining the various aspects of Hajj/Umrah and Ziyarah. The first two parts are generally neglected and hence Hajj becomes a dry and cold act, devoid of benefit and feeling. We therefore advise that much importance be placed upon these sections of the booklet as it will help to achieve a Hajj-Mabroor.

In Part 3 & 4, the methods of Hajj, Umrah and Ziyarah are presented in easy to understand point form.

Please make this booklet your constant companion during this sacred journey. However, all Hajj books are simply guides and the best guide is a pious and experienced Aalim.

Once you have completed using this booklet, please pass it on to someone who might benefit from it.

Wishing all Hujaaj a Hajj Mabroor!

Zubair Bayat

1 November 2006

PART 1

ENHANCE THE QUALITY OF YOUR HAJJ, U M R A H A N D Z I Y A R A H

Dear Hajee,

السلام عليكم

Only your first Hajj is a Fardh Hajj. Make it a quality Hajj. You are fortunate that Allah Ta'ala has granted you the opportunity of proceeding for Hajj - the Ibadah of a lifetime. If you had the good fortune of performing Hajj/Umrah before, then too make the best of this opportunity to cover up for past deficiencies and to rectify previous errors. If indeed you achieve Hajj-Mabroor, your whole life will be transformed.

PREPARATION BEFORE DEPARTURE

1. Once you have set your heart on proceeding for Hajj, do the Sunnah Istikharah, seeking guidance from Allah how, when and with whom you should do your Hajj. Istikharah is not for the Hajj itself as

this is an obligatory duty. Now commence with your preparation in earnest.

2. Preparations can be divided into 2 areas:

a) Physical b) Spiritual. Both types are important. The Hajee must not encounter problems because of negligence in preparations. This will disrupt Ibadah and peace of mind there and lots of your precious time will be wasted in running around for little things.

3. Start your preparations well in advance. Do not leave it for the last minute, more so the spiritual preparation. Get to understand what Hajj is all about, and Whose House is being visited? Get to recognize the Owner of the House, His attributes & develop love and awe for Him in the heart. This is the purpose of Hajj.

4. Ensure that your earnings are Halal for Allah Ta'ala does not accept the Hajj of one whose earnings are Haram. If in doubt about one's earnings, consult the Ulama for advice.

5. Endeavour to meet all the Ulama and seniors of

your locality before departing to seek Duas and advice. Spend time in a good environment of Deen before proceeding for Hajj, even if it be for 3 days only as this will spiritually orientate you.

6. Acquiring knowledge on Hajj is necessary. Set aside at least half-an-hour daily with your wife/family and go through the following guides as often as possible:

a) Virtues of Hajj (Fazaile-Hajj) by Shaikh Zakariyya (R)

b) Any Hajj guide that is authentic, simple & easy to understand; preferably pocket size.

c) Some good audios of authentic Ulama on Hajj. The Hajj lecture by my teacher, Sheikh Abdul Hamid Ishaq is very informative; available from Jamiat Tape Library, Azaadville, S.Africa, +27 (011) 413 1365.

7. Check and correct your intentions regularly for actions are judged upon intentions and rewards depend upon it. O Allah! I wish to fulfil Your compulsory order of Hajj. I wish to gain Your pleasure. I wish to gain the great rewards promised

for Hajj. Hajj/Umrah must never be for show, touring, shopping, business or any other ulterior motives. When going to meet people before Hajj let show not be the motive.

8. Repent sincerely before departure. The nights before the journey should be spent in spiritual cleansing (Istighfar, Zikr and Dua) so that you may depart from home not just with a bag of clean clothes but also a pure heart, which is more important. Ask a pious Aalim for the proper method of Taubah.

9. Set your records straight before leaving. If you are in debt, take permission from your creditors before proceeding. If you have caused hurt to anyone, seek their forgiveness. If you are not on talking terms with anyone, make amends. Return all Amanah (trusts) and borrowed items.

10. Ensure you have left sufficient provisions for your family. Make proper arrangements for their requirements. Thereafter do not worry unduly about them and your possessions. Entrust them to Allah for He alone can take care of them.

11. Make an attempt to travel light. Most items are easily obtainable in the Holy Lands. This is an important lesson of Hajj that should lead one towards living a simple life in the future.

12. Make a lot of Shukr to Allah Ta'ala for such a great honour and blessing that He has bestowed you with. How many wish for this are much more worthy but not here. What an honour! Continue making Shukr throughout from start to end. This will enhance the spirituality of the journey.

13. It has been said by wise people that one must travel light, however, take “bag loads” of Sabr along this journey for you will require this more than anything else! And you will not be required to pay overweight for this “luggage!”

14. What provisions to take along with one? Seek advice from experienced persons about what to carry along but most of all never forget to take with you the greatest requirement of a Hajee: TAQWA. See Surah Baqarah; verse 197. Also try to study verses 196, 198, 199, 200.

15. The day of departure shall soon arrive. Offer two Rak'at of Salatus-Safar before departure; begging of Allah for forgiveness, protection and ease during the journey, an accepted Hajj and a safe return. Also make Dua for the safety of one's family members. Recite Ayatul-Kursi and Surah-Quraish once before leaving. Try to read all the Masnoon Duas and practice the Aadaab of Safar. Also give an amount in Sadaqah before departing for safety and protection along the journey. Try to do this along the entire journey, even a small amount daily will prove very beneficial.

16. Have your Traveller's Will up to date and ensure that all luggage and especially travel documents are all documents are safely secured. Make two sets of photocopies of all important documents. Check again!

17. When walking out of your home leave behind you three things at your doorstep!

a) **anger** b) **expectation of comfort** c) **fear, panic and anxiety**

You will have a wonderful journey. Do not be

afraid of inconvenience and difficulties during the Hajj journey for this increases the reward and is part of the test of sincerity and devotion.

18. Stay in good company throughout your journey; preferably Ulama or pious persons. Avoid the company of people who are too familiar, otherwise lots of time will be wasted in idle and useless talks.

THE JOURNEY

1. Look forward to every opportunity to do Khidmah of one's fellow travellers and Hajeess along this journey as well as in the Haramain, with humility. This is a great Ibadah and will reap for you scores of Duas. Such a person will be regarded as a Mujahid. After finishing one's own work, assist others; especially the elderly, the weak and the infirm. Behave well and politely towards one and all. "Khidmat se Khuda milta he." You will reap many Duas that will help you throughout your life.

2. Do not cause inconvenience to anyone during

the journey. Do not rush or push to be first. Be calm, courteous, dignified and humble. If ill-treated by anyone, overlook and forgive. Do not leave the washroom dirty. Be considerate of others.

3. Value every moment of the journey as well as in the holy Cities. The journey to the holy lands is a very auspicious journey, unlike any other. Make Zikr, recite Qur'an, read any good Islamic book, offer people good advices, go through the procedure of Hajj/Umrah or just rest.

4. Offer Salah on time - be very conscious about this, as time zones change, you may just miss your Salah. Many people go to perform the Fardh of Hajj but miss dozens of Fardh Salah! What a sad state! Out of the thousands of travellers, very few are truly conscious of Salah.

5. Do not cast your gazes recklessly, especially at the air-hostesses and other women travellers. This is a sin. Avoid intermingling with them for it is very detrimental. Do not watch TV and Videos on the flight - Shaitan's master trick to rob you of the

Nur of this journey.

6. On the flight, prepare a mental list of the Duas that you wish to make in the Haramain, especially when you will sight the Ka'bah for the first time. Keep this "list" in mind at all times so that you do not miss any significant occasion for Dua, including the return journey.

7. Nowadays, a casual attitude is witnessed in those going for Hajj/Umrah. Some people behave at the airport and on the flight as if they are heading for holidays. Hajees are Allah's guests and should always behave in a dignified way as a guest is supposed to do.

8. When you arrive at your destination, do not get excited and agitated by the delay. Delays will be encountered everywhere so take it in your stride with a smile. This is a test of your Sabr. Use this time to go through the procedure of Hajj mentally. Keep checking your pocket guide if you are in doubt. Do not feel ashamed to consult your Hajj Guide at any time.

GENERAL ADVICES WHILST IN MAKKAH/MADINAH

1. After reaching the holy cities, settle down as quickly as possible in your accommodation. If you wish to make the best of your time, after a day or so, when you have overcome your tiredness, draw up a timetable of your activities, note it in a small diary/notebook and keep it in your pocket at all times. Allow enough time for rest. Do your Ibadah in moderation without tiring yourself out. The balance of the time must be allocated to the Haram Shareef and how you would spend your time there in different forms of Ibadah.

2. Set goals for yourself. Minimum one khatam of the Qur'an in both Harams it is multiplied by 100000 and 50000, more if possible, also a few hundred or thousand Durood, Kalimah Tayyibah, Third Kalimah, Istighfar, Nawafil, Tawafs, etc. Try to keep up to this with steadfastness and courage. Keep a Tasbeeh in the hand all the time!

3. Spend maximum time in both the Harams, especially at nights in Makkah and in the day in

Madinah. As far as possible, don't miss a single Salah in the Haram, especially when going for Ziyarah. If you live far from the Haram, at least read Salah with Jamaat.

4. As far as possible, remain in a state of constant Wudhu.

5. Adab-Respect is of vital importance in both the Harams. Never do or say anything that is against the respect of the Haramain. Be-adbi is an unforgivable crime in the Haramain.

6. Abstain from committing any sin, especially Gheebah and watching TV and videos on the aircraft, in hotel rooms and also staring at women in the streets and the Haramain, as the sin is much worse in the Haramain. Any evil habit or sin that is not given up in the Haramain may last for a life time! As a guest of Allah, all women are more honourable than one's own mother! When it is incorrect to look at the Kabah; then women! Don't even look at the garments. Look away, past. Also safeguard the heart from evil thoughts. Keep the heart clean all the time.

7. When in Ihram, recite the Talbiyah with great feelings, as if you are talking to Allah. Read it frequently and loudly (for men). Do not be shy or lazy to do so as is the trend nowadays.

8. Dua is a way of talking and conversing with Allah Ta'ala. Make Dua at every auspicious place and time on this entire journey. This is a journey of Duas. This will increase the Nur of your Hajj. Don't forget to ask for every need of yours and do not forget the Ummah in your Duas.

9. Duas must be kept simple and easy. This is better than reading long, long Duas which a person does not understand and recites "parrot-fashion" without any feeling and spirit. Dua must come from the heart. Make lengthy Duas for all; even animals and insects.

10. The Hajeess are royal delegations invited to the headquarters of Islam for the annual spiritual conference of Hajj!; where this is an honour, it is also a great responsibility. People have expectations from Hajeess to make duas for them and the Ummah. Do not disappoint them.

11. The beauty of Hajj is to speak kindly to one and all, even under provocation.

12. Your Sabr may be tested to the extreme, especially if you are short-tempered or sensitive. Do not allow Shaitan to get the better of you. Also do not complain about the heat, crowd, etc. as is the habit of some people but remain happy, content and cheerful at all times, even in the thick of crowds. Endure with a smile. These days there is no difficulty like the past. Much Shukr to make for all blessings.

13. Arguing, quarrelling, sin and immorality is not allowed more so during the Hajj, after the Qur'an has forbade this (2;196)

14. Do not do anything merely on the basis of imitating someone. Know what you are doing. If in doubt, ask! When in doubt regarding Mas'alas, always contact an experienced, pious Aalim and stick to his verdict. Do not ask too many people and do not engage in discussion on Mas'alas with others. This will lead to lots of confusion, controversy and unnecessary arguments. Falling

into argumentation on Masa'il and commenting on Masa'il without firm knowledge; these are common diseases among Hajees nowadays. Avoid these at all cost.

15. Excessive Tawaf in Makkah is better than many Umrahs. Make a minimum of fifty Tawafs. The virtue of this is that the person who makes fifty Tawafs of the Ka'bah will come out of his sins like the day he was born." Tawaf is the best form of Ibadah. Tawaf is like diving into the river of His mercy. Also do Tawaf for others. This is a great gift. Read Nafl Salah. Just observing the Ka'bah is also an act of Ibadah. 120 mercies descend upon the Ka'bah every day and night. It is distributed as follows: sixty for those performing Tawaf, forty for those performing Salah and twenty for those merely looking at the Ka'bah.

16. In the Haram avoid striking up conversations. Keep away from people else your time will get wasted and invariably, sinful talk will result. This has become very rife nowadays.

17. Do not fall into the trap of condemning and

criticising the “Arabs”, the “Saudis”, the “Agent” and others. That is not the purpose of going there. Nothing is achieved, but sins are accrued. Don't focus on the faults of people; Hujaaj, etc. Remain focused on the purpose.

18. Do not waste too much of time in shopping, running to Jeddah, etc. This is not the purpose of going there. However make an intention of supporting the local traders as Ikraam (especially poor people selling ware on the streets. Are very deserving.) (Put incident of eggs.)

19. Give lots of Sadaqah and charity to deserving and needy persons. Carry lots of one/five riyal notes and give generously.

20. Try to memorise and concentrate on the virtues and wisdoms of the different acts of Hajj. This will increase your fervour and enthusiasm and will enhance the spirituality of your Hajj.

21. Try and attend the discourses and Bayans of Ulama. Bayans should be arranged of the Ulama frequently as people are receptive and

unencumbered so they will listen attentively and will benefit, Insha Allah..

22. Attempt to meet the Awliya-Allah and pious with the intention of acquiring their Duas and sitting a while in their company for this is the essence of Hajj. Make a point of sitting in their Majlises.

23. Keep a pocket-size diary/notebook with you to take notes of the journey, etc. Also ponder on your weaknesses and sins. Note it and seek advices from the pious how to overcome these. Make firm resolutions to improve your life. Beg of Allah to rectify your life and grant you guidance now. Prepare much for death and the Hereafter on this journey. Note down all your outstanding obligations so that you may begin to fulfil them. Spend much time in meditation, introspection, reflection and concern for one's self-reformation.

24. Ziyarah of important places in Makkah & Madinah should be undertaken. This will enliven the memories of Nabi ﷺ and his beloved companions. Let your mind drift into the past;

think of the sacrifices they made and appreciate the ease that Allah has granted us in this age.

25. Try to do a walking Hajj. It is easy and refreshing. The rewards are phenomenal upon every step. Many people do the walking Hajj these days, including women and elderly persons. Ask an experienced person for practical advice and tips.

26. The Day of Arafah is the epitome and climax of Hajj. Spend this day very well. You will experience much closeness to Allah Ta'ala on this great day. Engage in excessive Dua on this day, particularly closer to sunset.

27. It is observed that after the main rites of Hajj are completed, people become very lax and indulge in chit-chat, jokes, etc. This is a trap of Shaitan. The Qur'an exhorts that Zikr of Allah should be done fervently in these days as well. Take special note of this point.

28. Never ever attempt to cheat or swindle or to cause harm or deceive the citizens of the

Haramain, especially in business transactions and dealings. It is a great sin. These people are the neighbours of Allah's holy landmarks. They deserve great respect. They are after all human and prone to error. Overlook and forgive their faults with an open heart. Make Dua for them.

29. Never inconvenience fellow Hajees in any way. Be extra careful not to cause harm to anyone, not even inadvertently. For the sake of fulfilling a Mustahabb act, Haraam acts of hurting others are done. This is against the teachings of Shari'ah. Some examples: pushing, shoving, jostling in crowds, especially in Tawaf, trampling feet, blocking pathways, littering, spitting, being spiteful, selfish, not making space, etc. Give preference to others at all blessed places. Don't hog. Move away. There will be more rewards in this, Insha Allah.

30. Do not start pining and longing for home as every moment in the holy lands is very valuable. It is better to have your heart in the holy cities than elsewhere on this auspicious journey.

31. The Ka'bah is a sign of Allah. A person's Imaan is strengthened by means of looking at it. It is a magnet which pulls hearts towards it all the time. Never tire of looking at it. Have a lot of humility in Tawaf. A person should keep his gaze lowered. He should feel himself to be unclean and unworthy. He should conduct like a criminal in court. Tawaf is like moths around a lamp - they move round and round in love. The motion of Tawaf is like a washing machine. A person comes out clean from Tawaf.

Recite during Tawaf:

32. All are Honourable here guest of Allah; courtiers or neighbours of Divine Court.

33. Focus on the virtues of actions and places. Greatest virtue of these places is that the best of humanity were here. Keep thinking of this always.

34. Recite appropriate verses of poetry to enhance feelings.

THE RETURN JOURNEY

1. Before departure, make lots of Istighfar and repent for any shortcomings. Leave with a sad heart, longing to return. Also much Shukr should be done. Recite **أَلْحَمْدُ لِلَّهِ** and **أَسْتَغْفِرُ اللَّهَ** in great abundance.
2. What are you going to take back for your family and friends? From Makkah take the Greatness and Tauheed of Allah and from Madinah take the love of Rasulullah ﷺ and His Sunnahs to them i.e. speak much about these things to them. Many people only talk about the latest hotels, shopping centers, market places, electronic gadgets, etc. Talk about the joy of Ibadah to people. Do not return with a heart full of the love of material things.
3. Do not boast about your Hajj. You will destroy your rewards. Do not complain about the hardships. You will discourage others. Focus only on the positive aspects.
4. The sign of an accepted Hajj is a heart which

will turn away from Dunya towards Aakhirah. Your love for Deen will grow stronger than it was previously and you will become very regular on Salah and other good deeds. Your outward appearance will begin to resemble the Sunnah.

5. After Hajj (and during), take stock of your life and ensure that the basics of Islam have come into your life: Increase in Imani qualities, punctuality on Salah, fulfillment of missed Salah (Qadha-Umri), improvement in manners and conduct, regular engagement in Zikrullah and Tilawah, growing of full beard, observing of Hijab, etc. Refer to your diary/notebook and begin to fulfil the resolutions you made to rectify your life.

6. Your Duas are accepted until you reach your home. Your Duas for the forgiveness of others are readily accepted. On this occasion, make Dua for the Ummah and please do not forget this humble servant as well. May Allah be with you, every step of the way, O fortunate Hajee!

PART 2

THE IMPORTANCE OF KHIDMAH AND IKRAAM (HONOURING) OF HAJEES

Khidmah and Ikraam of fellow Hajeess is a great virtue. It has been said by the wise men: “Through Ibadah, one attains Jannah, but through Khidmah, one attains Allah!”

Try your best to serve, assist and honour fellow Hajeess. A stage higher than Khidmah and Ikraam is called Ithaar (giving preference to others over oneself and sacrificing ones own comfort to make others comfortable). Great rewards are promised for those who make Ithaar.

SUGGESTED WAYS OF KHIDMAH

1. Make Salaam, even to strangers
2. Make Musafahah (shake hands)
3. Smile at fellow Hajeess
4. Give Naseehah (beneficial advices) to the people. Refer them to the Ulama and pious

- elders. Take them along for lectures etc.
5. Apply Itr for fellow Hajees (not in Ihraam)
 6. Share a Sunnah with everyone you meet
 7. Create an atmosphere of learning and teaching
 8. Give gifts to the pious and saintly people
 9. Buy/cook extra food and invite people to share your food
 10. Buy tea or fruits for people
 11. Give sweets to children
 12. Give charity to the blind, cripples and needy
 13. Give little monetary gifts to those who clean in the Harams
 14. Carry the luggage of the weak, elderly and sickly
 15. Show people directions
 16. Comfort and assist those who are lost, especially children
 17. Prevent people from arguing or fighting
 18. Encourage people to make Sabr on hardships
 19. Help people to find accommodation, sleeping

place, etc.

20. Share an extra pillow, bedding and other provisions with fellow Hajees
21. Buy from street vendors to support them
22. Visit the sick and enquire about their health
23. Accompany the ill to the doctors, hospitals, etc.
24. Carry extra medication and assist those who need help
25. Ask about the well-being of elderly and sickly people in particular
26. Help people complete their Qurbani, Rami and other Hajj rites
27. If you are able to, act as a translator for people
28. Bless people generously with abundant Duas
29. Sacrifice your own comfort to make others comfortable
30. As a matter of concern for the Ummah, enquire from people about the conditions in their countries

PART 3

THE METHOD OF HAJJ AND UMRAH

- The method and regulations of Hajj and Umrah is set out in a simple, point-by-point format that will make it very easy for the ordinary Muslim to understand this magnificent pillar of Islam.
- The Masa'il are in accordance with Hanafi-Fiqh.
- Practical application of some Masa'il may not be possible at times due to the huge crowds at Hajj and Umrah. If in the process of fulfilling a non-obligatory act, harm is caused to someone or oneself, such act should be avoided. Seek advice from the Ulama on these matters for clarity.

MEEQAT

1. For the person intending to enter Makkah (for whatever purpose), it is not permissible to cross certain sacred boundaries called Meeqat, without being in the state of Ihraam. (Wajib)
2. If the Meeqat is crossed without Ihraam, a person must return to the Meeqat and don the Ihraam. If not a Damm (penalty) becomes compulsory. The boundaries of various countries differ. Refer to a learned scholar to determine the Meeqat of your country.

IHRAAM

Ihraam is not simply the wearing of two towels; it is a state or condition. Ihraam cannot be removed except by performing Hajj or Umrah. If this is not possible, the rules of Ihsaar will apply. (Refer to Ulama for more details)

1. Clip nails and remove under-arm and pubic hair. (Sunnah)

2. Do Ghusl (bath) or Wudhu at least. (Sunnah)

3. Use Itr. (Sunnah)

4. Put on Ihraam garments: new or washed, white sheets preferably. (Sunnah)

**** Females:** No specific garments or colour; ordinary cloak/abaya/etc. is sufficient

5. Perform two Rakaats of Ihraam (sunnah) with head covered; recite in 1st Rakaat: Qul Yaa Ayyuhal Kaafiroon... 2nd Rakaat: Qul Huwal Ilaahu Ahad. (Mustahabb)

6. Then remove head cover. Do not cover head

until out of Ihraam. (for men)

7. Make Niyyah of Umrah/Hajj: O Allah, I intend to perform Umrah/Hajj-Ifraad/Hajj-Qiraan for your pleasure; accept it from me and make it easy for me. (Wajib) – *refer to chapter below on three types of Hajj*

8. Recite the complete Talbiyah (Labbayk) once audibly (Wajib); thrice is preferable.

** Females: in a low voice.

9. Recite appropriate Masnoon Dua and make other Duas now. (Sunnah)

10. Upon reaching boundary of Makkah recite Masnoon Duas. (Mustahabb)

NB. You are now in the state of ihraam! Abstain from jinaayaat (contraventions) of ihraam else damm (penalty) becomes compulsory. Damm becomes compulsory only for contravention of Ihram rules or for omitting a Wajib act. There are varying degrees of penalties for various contraventions. Consult Ulama or check detailed guides for more information.

HAJJ IS OF THREE TYPES (refer 7 above)

Any person intending to perform Hajj will opt for any one of three types of Hajj:

1. Hajj only; no Umrah - called IFRAAD. (means single)
2. Umrah and Hajj with one Ihraam - called QIRAAN. (means to join)
3. Umrah first. Then Hajj with another Ihraam - called TAMATTU'. (means to take benefit)

* No.3 is the most common type of Hajj. It is also easiest

** In terms of virtue, the sequence is 2,3,1 (according to Hanafis)

SOME JINAAYAAT (CONTRAVENTIONS) OF IHRAAM (for men & women)

1. Cutting nails.
2. Removing hair (even unintentionally); be

careful when towelling down as hair may fall.

3. Using any perfume or scent (be careful of soaps and at, Hajr-Aswad and Multazam).

4. Covering the face; be careful not to hold towel to face or cover face when sleeping (women are allowed to use a cap-like headgear which will keep Niquaab-Veil away from face yet keep the face concealed from the gazes of Ghair-Mahrams.)

5. To indulge in any form of lewd (sexual) conversation or acts, even with one's own wife.

For men

1. Wearing sewn garments; money-belts are allowed.

2. Wearing footwear that covers the upper section of foot.

3. Covering the head.

**** Each of the above Jinaayaat (contraventions) has to be expiated by means of offering a Damm (penalty). Details in this respect are explained in**

detailed Hajj Books or consult the Ulama for rulings.

TAWAAF

N.B. Don't rush to “get over” with Umrah. If tired, rest a while, when refreshed then go.

1. Enter Haram Shareef through Babus-Salam (if possible) with Wudhu and recite Masnoon Duas for entering Masjid; Also recite Masnoon Duas for looking at Ka’bah; Duas accepted upon first sighting of the Ka’bah. Make comprehensive duas. This is a very emotional moment, allow the tears to flow. (Tahiyyatul-Masjid not to be performed when intending to do Tawaaf; Tawaaf takes place of Tahiyyatul-Masjid).

2. Males to do Idhtibaa’ i.e. to take Ihraam sheet under right armpit and cover left shoulder. (sunnah)

3. Proceed towards Hajarul-Aswad (clearly marked) and do Niyyah for Tawaaf of Umrah (or Tawaafe-Qudoom in Ifraad & Qiraan) one step away from the Hajarul-Aswad line: O Allah, I am

making intention of Tawaaf of
(stipulate here) seven circuits of the Ka'bah, make it easy for me and accept it from me. (Wajib)

4. Step in line with Hajarul-Aswad, raise hands to your earlobes and recite “Bismillahi-Allahu-Akbar Allahu-Akbar walillahil-Hamd” (and other appropriate Duas) and do Istilaam. (push hands out towards Hajarul-Aswad, pull back and kiss palms of hands)

5. Proceed with the Tawaaf; men to perform Ramal (brisk walking; chest out; soldier-like march) for first 3 circuits only; balance of 4 circuits of Tawaaf to be completed in normal way. (Sunnah)

** Females: Not to do Ramal, but do Tawaaf in normal gait.

6. In Tawaaf: recite Third Kalimah, Rabbana-Aatina or any other form of Zikr or Duas; certain Masnoon Duas have been recorded; it is recommended to recite these. (Mustahabb)

7. Do not turn chest or back towards Ka'bah in

Tawaaf at any time except during Istilaam; feet must face direction of Tawaaf even at this time.

8. If possible, lightly touch Rukne-Yamani (corner before Hajarul-Aswad) with right hand during Tawaaf; if not possible due to crowds, do not do anything else (waving action, etc.) but proceed on as normal.

9. Now stop at Hajarul-Aswad, recite Takbeer and do Istilaam before every circuit and upon completion of the last circuit as well (8 times.)

10. Every Tawaaf is followed by two Rakaats of Wajib of Tawaaf (not in Makrooh times; will be read later) preferably at Maqaam-Ibrahim or elsewhere in the Haram.

11. If possible make Du'a at Multazam. (or anywhere nearby)

** Females to make Dua at distance from Multazam; not at Multazam

12. Then proceed to drink Zam Zam in abundance; recite Masnoon Dua and any other Duas.

SAEE

1. Before going for Sa'ee raise hands, recite Takbeer and make one more Istilaam. ($8+1=9$ Istilaam) (Sunnah)

2. Proceed to Safa to begin Sa'ee. Climb up to outcrop of rocks. Recite Masnoon Duas. Make Niyah for Sa'ee of Umrah. O Allah! I am making intention of Sae between Safa & Marwah 7 times; make it easy for me and accept it from me. Then make Dua in abundance as long as possible.

3. Proceed for Sa'ee from Safa to Marwah. This is one circuit. From Marwah to Safah would be another circuit. In this way complete 7 circuits. The end point of your Sae will be Marwah.

4. At the place between the two green fluorescent lights known as Milain-Akhdarain men are to jog at a moderate pace. (sunnah)

**** Females are to continue in their normal gait**

5. At Marwa, climb up to outcrop of rocks. Then

make Dua in abundance as long as possible

6. After completing the seven circuits of Sa'ee in this manner, perform two Rakaats Nafl of Sa'ee anywhere in Haram Shareef if possible. (Mustahabb)

7. To be released from Ihraam, make Halq (shave head) or make Qasr (cut hair short; equally all around head). Even bald persons required to pass blade over head once (wajib)

** Females to only cut few centimeters (hair curled around finger) at the end of their hair plaits to come out of Ihraam. Restrictions of Ihraam are now over.

NB. Persons doing Ifraad and Qiraan will remain in state of Ihraam till Hajj rites complete.

AFTER UMRAH/TAWAAF-QUDOOM

1. Remain in Makkah as any normal resident of Makkah. Abstain from sin and engage in abundant Ibadah.

2. The best form of Ibadah is abundance of Nafl

Tawaaf (better than doing many Umrahs). Nafil Salah, observing the Ka'bah, Tilawah, Dua, Zikr, etc. are highly recommended.

3. On 8 Zul-Hijjah, the rites of the 5 days of Hajj commence.

5 DAYS OF HAJJ

8 Zul-Hijjah (*Yawmut-Tarwiyah*)

1. Before or after Fajr Salah, don Ihraam for Hajj (same procedure of Ihraam as explained before - Niyyah for Hajj to be made). Talbiyah to be recited in abundance.

* Sa'ee for Hajj permissible with Ihraam of Hajj before 8 Zil-Hajj; especially for elderly, women, infirm persons.

2. After donning Ihraam, leave for Mina any time after Fajr Salah. (sunnah)

3. 5 Salah to be performed at Mina (Zuhr, Asr, Maghrib, Isha, Fajr) and balance of time to be spent profitably in acts of Ibadah. (sunnah)

9 Zul-Hijjah (Yawmul-Arafah – Day of Arafah)

1. Leave for Arafah early morning after Fajr Salah. (Sunnah)

* commence with Wajib recital of Takbeer-Tashriq after all Fardh Salah for 23 Salah i.e. until Asr of 13th

2. Time for Wuqoof of Arafah (it is Fardh in Hajj to spend even few moment in Arafah) commences after Zawaal till Sunset. Be prepared for this precious time by completing all needs before Zawaal.

3. Take bath for Wuqoof of Arafah. (sunnah)

4. Zuhr and Asr to be done in Zuhr time only at Masjidun-Nimrah behind Imamul-Hajj; otherwise each Salah on its prescribed time.

5. Duas and acts of Ibadah after Zawaal until sunset, especially close to sunset; try to stand in the sun for Duas as long as possible; Cry, repent and make Dua for whole Ummah fervently. (sunnah)

* Special Azkaar of Arafah as follows: 100 times

Surah Ikhlaas; 100 times 4th Kalimah-Tauheed; 100 times Durood Ibrahim (add “wa-alaynama’ahum” at end); 100 times 3rd Kalimah-Tamjeed; 100 Istighfar

6. Do not leave Arafah before sunset. (wajib)

Muzdalifah Night

1. After sunset, proceed to Muzdalifah. Maghrib Salah not to be performed in Arafah but at Muzdalifah jointly with Isha Salah. (wajib)

2. Maghrib and Isha in Isha time only (one Azan and one Iqamah). Sunnats of Maghrib and Isha & Witr to be read after Fardh of Isha. Takbeer-Tashreeq to be recited after Maghrib Fardh Salah.

3. Collect 7 chick-pea sized pebbles at Muzdalifah for Rami. Wash and keep safely. Pebbles for the other days of Hajj (42-63) pebbles could be collected here as well or elsewhere. A few extra pebbles could be collected in case some pebbles are lost during Rami but the extra pebbles should not be thrown in Rami.

4. Stay overnight at Muzdalifah. Very auspicious night, like Laylatul-Qadr. Engage in Ibadah. To take rest is also Sunnah. Dua for Huququl-Ibaad here: “Allahumma-ghfirlana-zunubana-wa-takaffal-bi-rida-khusumina”

5. Read Fajr early. Remain at Muzdalifah till before sunrise (wajib). Stand facing the Qiblah and engage in excessive dua. This is Wuquf of Muzdalifa. Now proceed to Mina.

10 Zul Hijjah (Eidul-Adha - Ayyaamun-Nahr; also Ayyaamut-Tashreeq)

1. Rami of Jamaratul-Uqba only (Big Shaytaan - closest to Makkah) after Ishraq till Zawaal. Also permitted right until Fajr of next morning, especially for women, aged, infirm and when crowds are huge. Stop recital of Talbiyah at time of Rami. ***Exercise great caution at Jamaraat for fear of stampedes.*** Recite Masnoon Dua for pelting “Bismillahi-Allahu-Akbar Rajman-lish-shaitan-wa-ridhan-lir-Rahman Allahummajalhu-Hajjan-Mashkura”. No Dua to be made after Rami

on this day.

2. Damm of Shukr - sacrifice of an animal - (Waajib for Tamattu' and Qiraan). Qurbani of animal for Eidul-Adha should be done separately from this Damm. Many people are unaware of this Mas'ala. It is permissible to eat meat of Damm-Shukr animal of Tamattu' and Qiraan. Meat of Damm of Jinaayah (penalty) animal should not be consumed.

3. Halq or Qasr must be done to be freed from Ihraam. Now only restriction is intimate relation between husband/wife - not allowed until completion of Tawaaf-Ziyarah. (also called Tawaaf-Ifadha)

* Above sequence (Rami, Damm, Halq/Qasr) is Wajib to maintain, else damm will apply.

Tawaafuz-Ziyarah (also call Tawaaful-Ifadha)

1. To proceed to Makkah from Mina and complete Tawaafuz-Ziyaarah (Fardh) any time during the 10, 11 or 12 Zul-Hijjah till before sunset of the 12th.

2. Procedure of Tawaafuz-Ziyarah like Tawaaful-Qudoom or Tawaaf of Umrah. Ramal to be done. Idtibaa' also to be done if Ihraam not yet removed. If Ihraam removed (after completing Rami, Qurbani, Halq) then no Idtibaa' is done.

3. If Sae'e not done, to be completed after Tawaafuz-Ziyarah.

* In Qiraan, better to do Sae'e before. In Ifraad and Tamattu', better to do after.

11 Zul Hijjah

1. To remain in Mina in acts of Ibadah during the day and night. (Sunnah)

2. Rami of all three Jamaraat, small to big (Shaytaans) any time after Zawaal till sunset. Also permitted till Fajr of next morning especially for women, aged, infirm and when crowds are huge.

3. Dua to be made (on one side) for at least five minutes after pelting first and second Jamaraat. Not after third Jamarah.

12 Zul-Hijjah

1. To be spent at Mina in acts of Ibadah.
2. Rami of all three Jamaraat (Shaytaans), small to big any time after Zawaal till sunset. Also permitted after sunset. (check no.4 below)
3. Dua to be made (on one side) for at least five minutes after pelting first and second Jamaraat. Not after third Jamarah.
4. Proceed to Makkah before sunset. It is undesirable to leave for Makkah after sunset without doing Rami on the morning of the 13 Zul-Hijjah. It is not permissible to leave after Fajr of 13 Zul-Hijjah without pelting for that day.

13 Zul Hijjah (*Last day of Ayyaamut-Tashreeq*)

1. To remain behind for Rami on 13 Zul-Hijjah is Sunnah.
2. Rami of all three Jamaraat (Shaytaans), small to big any time after Zawaal till sunset. Ulama have permitted pelting to commence after Ishraaq on this day if you wish to leave early.

3. Dua to be made (on one side) for at least five minutes after pelting first and second Jamaraat. Not after third Jamarah. Rites of Hajj now complete except for Tawaful-Widaa.

4. Enroute to Makkah, stop even for few moments at Masjid-Ijaba if possible. Sunnah to remain there until Isha Salah. Upon returning to Makkah balance of time to be spent profitably in the Haramain until departure date.

TAWAAFUL-WIDAA

1. Hajj complete except for Tawaaful-Wida (normal Tawaaf; no Ihraam or Sae'e) which is Wajib and is to be completed close to final departure from Makkah (few hours prior to departure). Not necessary for lady in menstruation to do Tawaful-Widaa..

2. Cry for forgiveness and make fervent Dua for acceptance. May Allah grant all a Hajj Mabroor!

PART 4

ZIYARAH OF MADINAH MUNAWWARAH

ENTRY INTO MADINAH

1. The journey of Hajj/Umrah is unfinished without a visit to Madinah. All Hajeess should thus visit Madinah.
2. Think of the virtues of this holy city and your intention for visiting: to meet the grand Master, our beloved Rasul ﷺ, recite salutations upon him, visit his Masjid and see the places of Ziyarah in this holy city. Let the intention be pure and clear, only for His pleasure and for no other motive.
3. Read up on the history of Madinah. Read a good Seerah-biography of our beloved Rasul ﷺ so the love of this holy city and his great personality maybe kindled in the heart. Study the map of Masjid-Nabawi so as to identify the significant places therein.
4. Study the Sunnahs and try not to omit a single Sunnah for the rest of your life.

5. As the city of Madinah approaches, let your fervour, yearning and eagerness intensify. Leave out all talk and recite Salawat (Durood) continuously now and immerse yourself in the awe of this great city. Recite or listen to appropriate poetry and verses.

6. As you enter the holy city, recite the Masnoon Dua for entry into Madinah and engage in fervent Dua on this occasion.

7. Settle down at your place of residence. Thereafter take a bath, wear your best clothes, apply itr, do Miswak (just as on Eid day) and prepare for the meeting with the greatest of all men. Give out some charity as you proceed.

8. Set out with humility and dignity towards the Masjid Nabawi. As the Masjid Nabawi appears and the green dome is sighted, understand your good fortune and ponder on the exalted status of Sayyidina Rasulullah ﷺ. The awe of this holy place should weigh heavily on your heart.

9. Everything is blessed here; even the sand; this

is because of the Dua of Rasulallah ﷺ for Madinah. Don't let the development distract you; focus upon Rasulallah ﷺ. Even kings came here barefooted like paupers.

ENTRY INTO MASJIDUN NABAWI

1. When entering, fulfil the Sunnahs of entering the Masjid. If possible, enter through Baab-Jibreel.
2. If time permits, read two Rakats Tahiyyatul-Masjid and two Rakats of Salat-Shukr in Riyadhul-Jannah (light green carpeted area) or any other place, and make fervent Dua, thanking Allah for this great blessing and begging for good in both worlds. If time does not permit, simply make dua.
3. At this stage, the heart must be filled with awe, hope and fear. Do not look around at the decorations, etc. but cast glances low and focus on the magnitude of the occasion as you proceed respectfully towards the Rawdha-Shareef – the holy tomb of Sayyidina Rasulallah ﷺ walking with great humility.
4. As you stand before his holy grave, clear your mind of every thought besides his presence. Do

not be distracted by the crowds, the jostling and pushing, etc. as you will lose the essence of the occasion. Least of all, never get angry with anyone or worry about what others are doing at this time.

5. There are four directions in which his holy tomb maybe approached but for this occasion, the front side (Muwajaha-Shareef) should be faced. In this way you are standing face to face with him. Do not attempt to peer into the Rawdha-Shareef, nor go too close, but stand at a respectful distance of at least four paces. It is considered disrespectful to touch the walls, grate, etc.

METHOD OF SALAM

1. Commence reciting Salam upon him. Recite in a moderate voice. Do not shout your Salam, nor speak loudly here. Understand that you are conversing with him, that he hears you and replies to you.

2. The greater the Adab – respect, awe and reverence, the greater the possibility of acceptance and attaining his intercession on Qiyamah. The

heart should be soft and tears should flow freely here.

3. Learn the words of Salam by memory, even though they be simple words rather than reading from a paper and not understanding what one is reading. Many pocket size cards are available containing the appropriate words of Salam to be recited. Also convey the Salams of those who may have requested you to send Salam upon him now.

4. After having said the Salam upon him, request him for intercession on the Day of Qiyamah. Recite Kalimah Shahadah so he may bear witness and intercede.

5. After having greeted him in this way, now take a few steps towards the right and say Salams upon Hazrat Abu Bakr ؓ and then upon Hazrat Umar ؓ and then stand between them and send Salam upon them as a pair. Also convey the salams of those who requested you upon these two great men of Islam.

6. Return once more to the holy graveside and make Dua with great zeal and fervour for yourself,

family, relatives and the Ummah for it is a moment of acceptance. Make lengthy duas even for animals (without lifting the hands). Don't mind the shoving and pushing; enjoy it; our Akabireen relished it very much. In this way the Salam is completed.

7. Now proceed to the other significant places in the Masjidun-Nabawi such as the holy pillars, Mihrab Shareef, etc. and offer at least two Rakats Salah at each of these places followed by Dua.

**** Females:** Follow the same procedure except that they may not be able to enter through Baab-Jibreel and they will not be able to offer Salam from Muwajaha-Shareef but from the other three directions – the headside, feetside and from the rear of Rawdha-Mubarak.

**** Females:** Specific times are allocated for them, mainly from 7am to 11am and 2pm to 3pm. More details maybe obtained from the locals about the times.

REST OF THE STAY

1. During the rest of the stay in Madinah, the highest respect must be accorded to the holy city, its land marks and its people.
2. Most of the time should be spent in the Masjid and in reciting abundant Salawat. Perform 40 Salaahs consecutively with the first Takbeer for great virtues.
3. Daily, Salam should be offered as many times as possible, unless one's keenness begins to decrease. Recite 40 Salaat and Salaam often; twice daily and from any other Salaat and Salaam.
4. Undertake Ziyarah of Jannatul-Baqi (for men only) and greet the inmates and invoke Allah's blessings upon them. Try to visit Baqi regularly.
5. Visit all other significant parts of Madinah such as Mount Uhud (Thursday), Masjidul-Quba (especially on Saturday morning on foot), etc.

DEPARTURE FROM MADINAH

1. At the time of departure, once more offer the Salam as explained above. Make fervent Dua.
2. Depart with a heavy heart and tears flowing, not

knowing if one will ever return to this holy city. Beg Allah for many returns.

3. Seek forgiveness for any shortcomings. Give some charity before leaving. May Allah make it an accepted Ziyarah.

ESSENTIAL READING

Hajj Mabroor aims to transform your hajj/umrah/ziyarah from being a mere ritual to a spiritually charged experience.

Written in easy to understand point format, let *Hajj Mabroor* be your constant companion on your journey to the holy lands.

"Hajj is a unique pillar of Islam that can transform thousands of lives, provided it is done in the proper manner. Although most books cover the masa'il & method of hajj, the spiritual aspect of hajj is often neglected."

May Allah accept this booklet of Mufti Zubair Bayat that covers this vital aspect in an easy and suitable manner."

Hazrat Ml. Yunus Patel
Ex President Jamiat KZN